



Deer Creek Shooting Center

Member Guidebook & Policies

Revised 2/12/25

The WMFGA is a 501(c)(3) nonprofit organization, located in Missoula, Montana. We are a membership-based organization that owns and operates the Deer Creek Shooting Center (DCSC).

The mission of the WMFGA is to:

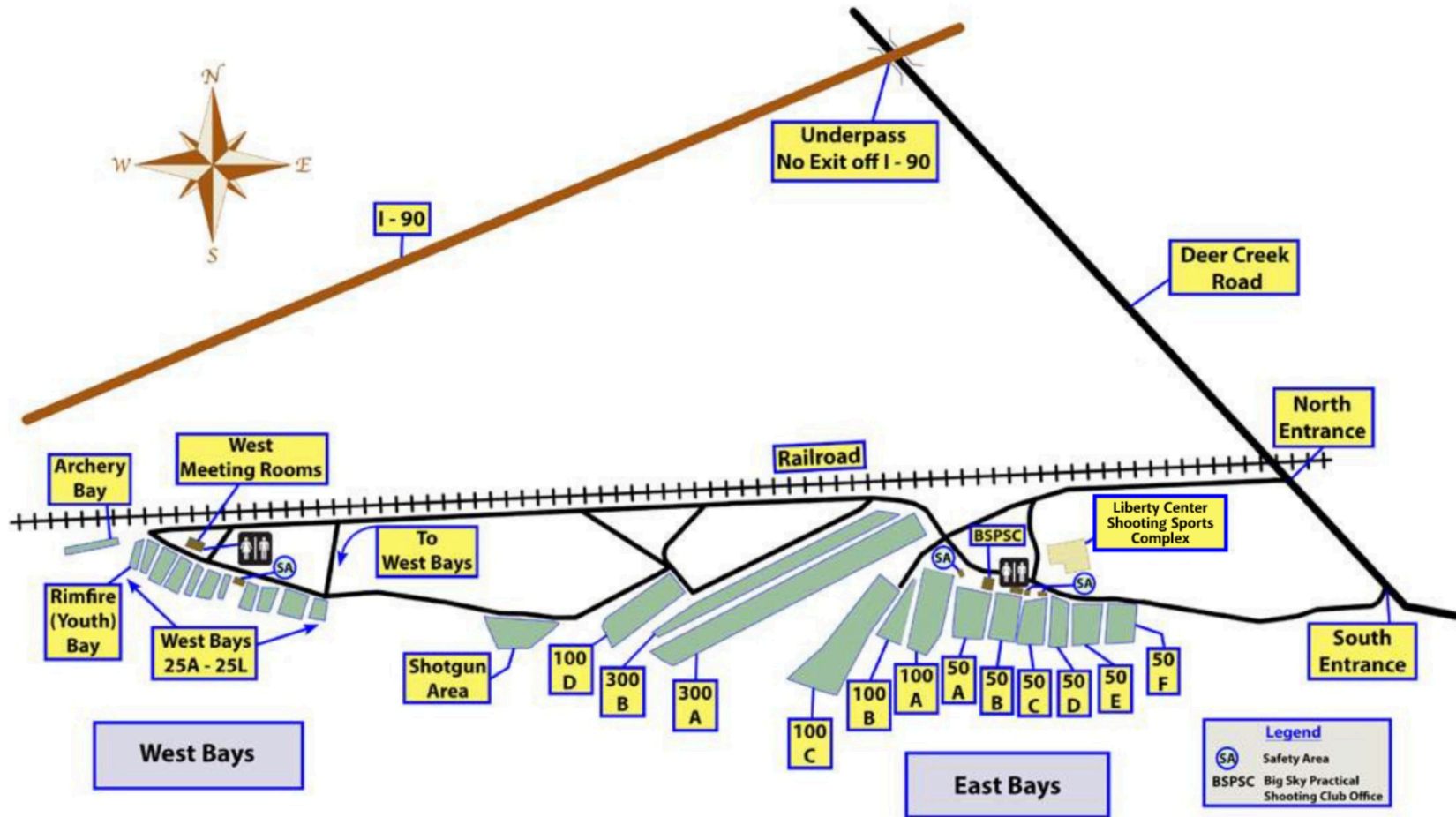
- *provide safe and accessible recreational shooting to its members,*
 - *foster firearm safety,*
 - *encourage youth shooting opportunities,*
- *support and promote wildlife management for sportsmen, and*
 - *protect Montanans' right to keep and bear arms.*

DCSC Member Guidebook & Policies
© 2025 Western Montana Fish & Game Association
P.O. Box 4294
Missoula, MT 59806, USA
All Rights Reserved

Table of Contents:

Range Map.....	4
Message from the WMFGA Board of Directors.....	5
DCSC Contacts.....	6
Range Rules At a Glance.....	8
Deer Creek Shooting Center Range Use Policies.....	10
Range Safety.....	10
Membership, Guests, & Events.....	17
Target Placement.....	19
Range Stewardship.....	21
Enforcement & Identification.....	22
Facility-Specific Policies.....	23
Liberty Center.....	23
Classroom Building.....	23
Youth Shooting (Rimfire) Bay.....	23
Archery Bay.....	24
Shotgun Area.....	24
Tactical Shotgun Bay.....	24
300-Yard Bays.....	25
100-Yard Bays.....	25
1000-Yard Range.....	25
Event Policy.....	26
Instruction Policy.....	27
Night Activity Policy.....	28
Permitted Outdoor Night Events.....	28
Special Requirements for Night Events.....	29

Range Map



Western Montana Fish & Game Association Deer Creek Shooting Center

January 2025

Message from the WMFGA Board of Directors

Welcome to the Western Montana Fish & Game Association, and to the Deer Creek Shooting Center!

In this guidebook, you'll find various resources to help you use the range. This guidebook is a living document that will be updated from time to time. While we will make every effort to keep the physical copies at the range current, you can always find the most up-to-date version here:



https://wmfga.org/range_rules

The most important thing you'll find in this book is the set of policies that guide our operations and ensure safe use of the range. We have worked hard to update our range use standards and create the policies presented in this booklet. Along with the policies, we've included additional notes and guidelines to help clarify our intentions and answer any questions you may have. Our goal is to clearly outline how the DCSC can be used safely, promote a wide range of safe practices, and align our policies with the way our members would like to use the range - all while prioritizing safety.

We hope you use and enjoy the world-class shooting facility that we're so fortunate to have at the DCSC. Please help us enforce and uphold the rules that ensure the safety of all members, and be a responsible steward of the DCSC. This range belongs to us, the members of the WMFGA, and we all share the responsibility to protect and maintain it.

Shoot straight, be safe, and we'll see you at the range!

- *WMFGA Board of Directors*

DCSC Contacts

Emergencies, such as gunshot injury or fire:

Call 911.

You are at the Deer Creek Shooting Center, 1142 Deer Creek Road, Missoula MT 59803.

If possible, send someone to the gate to let responders in and guide them to the location of the emergency.

Stop the Bleed kits can be found outside each building containing a bathroom.

Fire extinguishers can be found in the Liberty Center

In the case of an accidental gunshot injury, it's suggested that you let dispatch know that the injury was a training accident so that responding police don't assume they are responding to an act of violence.

Non-emergency reporting of rule violations, unauthorized access, or vandalism:

1. Annie Bahm, Executive Director
annie@wmfga.org - 406-214-7296
2. Randy Stemple, President
randy@wmfga.org - 406-370-0804
3. Brad Stemple, Vice President
brad@wmfga.org - 406-370-0803

Address membership inquiries or policy clarification to:

Membership questions: Annie Bahm, Executive Director

annie@wmfga.org - 406-214-7296

Range safety questions: Gary Marbut, Safety Coordinator

gary@wmfga.org

Policy/rule clarifications: Ty Marbut, director

ty@wmfga.org

Emergency contacts (after 911 has been called, if necessary):

1. Randy Stemple, President
406-370-0804 - randy@wmfga.org
2. Annie Bahm, Executive Director
406-214-7296 - annie@wmfga.org

Range Rules At a Glance

This is an **overview** of DCSC policies. You are responsible for adhering to all DCSC Range Use Policies. Please refer to the full Range Use Policies (below) for complete details.

GUN SAFETY

Always follow standard gun safety rules:

- Assume all guns are always loaded.
- Never allow a muzzle to point at any person.
- Keep your finger outside the trigger guard when not shooting.
- Know your target and what's beyond it.

Before going downrange:

- Guns must be unloaded with actions open or flagged, or
- Guns must be cased or holstered.

While shooters are downrange:

- No firearms may be handled.

Muzzle Direction:

- Muzzles may only point downrange from the firing line—never uprange.
- Transporting Firearms:
 - Use cases or holsters when possible.
 - Otherwise, guns must be unloaded, action open or flagged, and:
 - Muzzle straight up when carried, or
 - Slung securely when moving.

RANGE SAFETY

Prohibited:

- Consumption of alcohol, marijuana, or mind-altering substances before or while on DCSC property.
- Climbing on safety berms.

Requirements & Best Practices:

- Elevation of fire must remain below the tops of berms and target backers.
- Range Officer Required when 4 or more shooters use the same bay.
 - Anyone may serve as Range Officer, coordinating firing and cease-fire.
- Dry firing is only allowed:
 - With firearms pointed downrange, and
 - From designated firing points or in a Safety Area, in a safe direction.

RANGE STEWARDSHIP

- Never move the provided target backers.
- Never shoot at wildlife.
- No shotgun shot on wooden target backers.
- Pick up all trash.
 - Metal cartridge casings can stay.
- No breakable targets except clay pigeons.
- Consult signage for facility- or bay-specific rules.

TARGET PLACEMENT

- 100- & 300-yard bays: Targets must be placed on provided target backers.
- 50-yard or shorter bays: Users may bring their own stands.
- Do NOT place targets directly on the ground.
- Use stands or backers for all targets.

Prohibited Targets & Ammo:

- No photo targets of real people.
- No incendiaries, tracers, or pyrotechnics.

IDENTIFICATION & RULES ENFORCEMENT

Membership Verification:

- Members must carry credentials while using the DCSC.
- Proof of membership & photo ID must be shown upon request by any WMFGA member.

Violations & Enforcement:

- Violating any rule, vandalism, or unsafe activity is grounds for membership revocation.
- All members are authorized to enforce these rules.
- Report rule violations to:
 - The contacts listed in the “DCSC Contacts” section of this document.
 - Any WMFGA Board Member.

MEMBERSHIP & GUESTS

- Outdoor shooting is allowed only during daylight hours.
- DCSC access is restricted to:
 - Members
 - Guests under the guest policy
 - Participants in board-approved events

Guest Policy:

- Members may host up to 2 guests at a time.
- The same person may visit as a guest up to twice per year.
- Exceptions apply for kids and certain immediate family—see full policies.

Youth Under 16:

- Must be directly supervised.
- Must follow all Range Rules.

Gate Security:

- The gate must remain closed and locked except during board-approved events.
- Never share access codes or key cards.

Deer Creek Shooting Center Range Use Policies

Range Safety

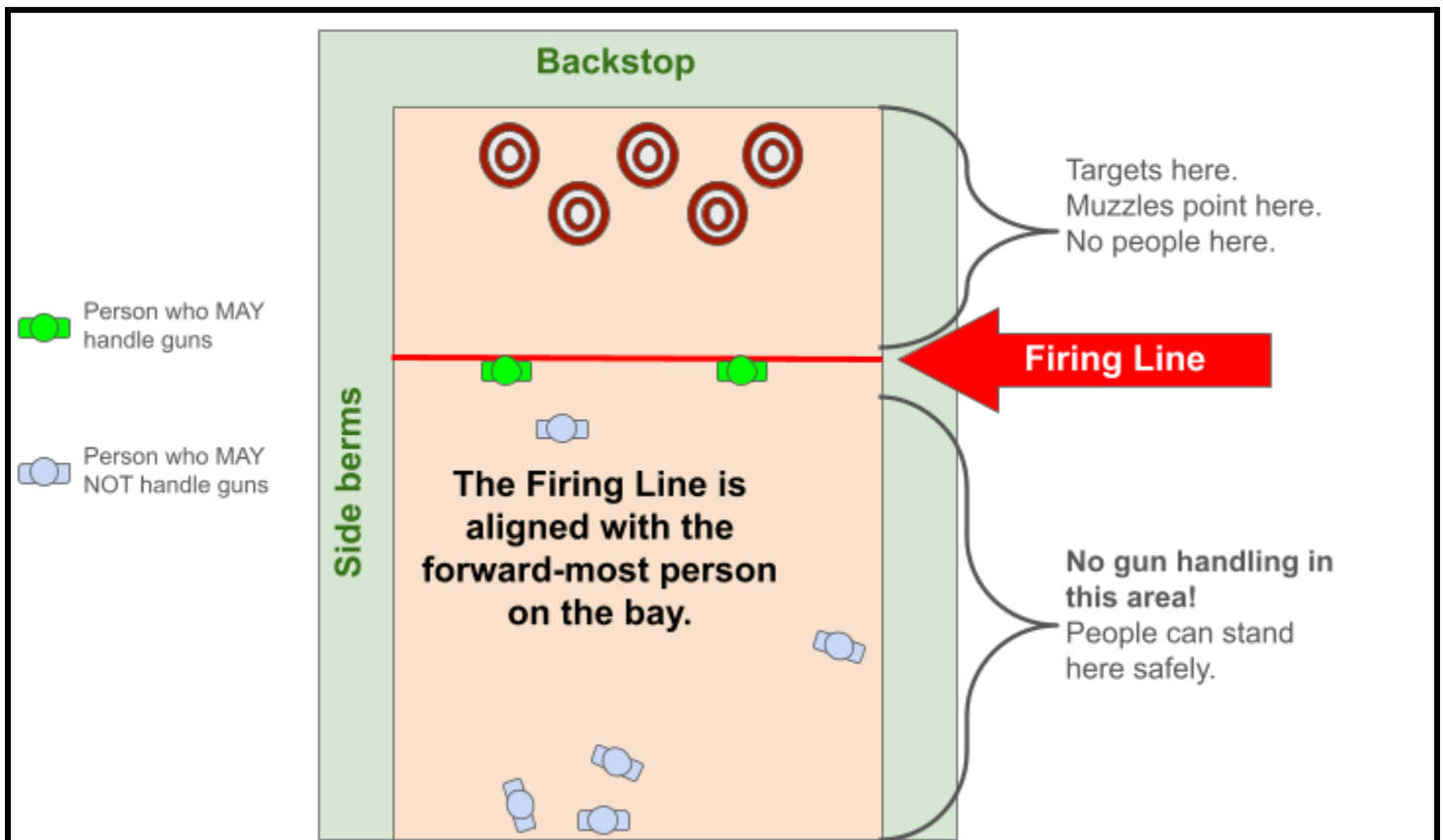
1. In addition to the rules specific to the DCSC, all range users must follow the cardinal rules of gun safety at all times. While adhering to these cardinal rules is essential, they alone are not sufficient to ensure the safety and coordination of a shooting range.
 - a. Assume all guns are always loaded.
 - b. Never point the muzzle at anything you aren't willing to destroy.
 - c. Keep your finger outside the trigger guard until you're ready to shoot.
 - d. Know your target and what's beyond it.

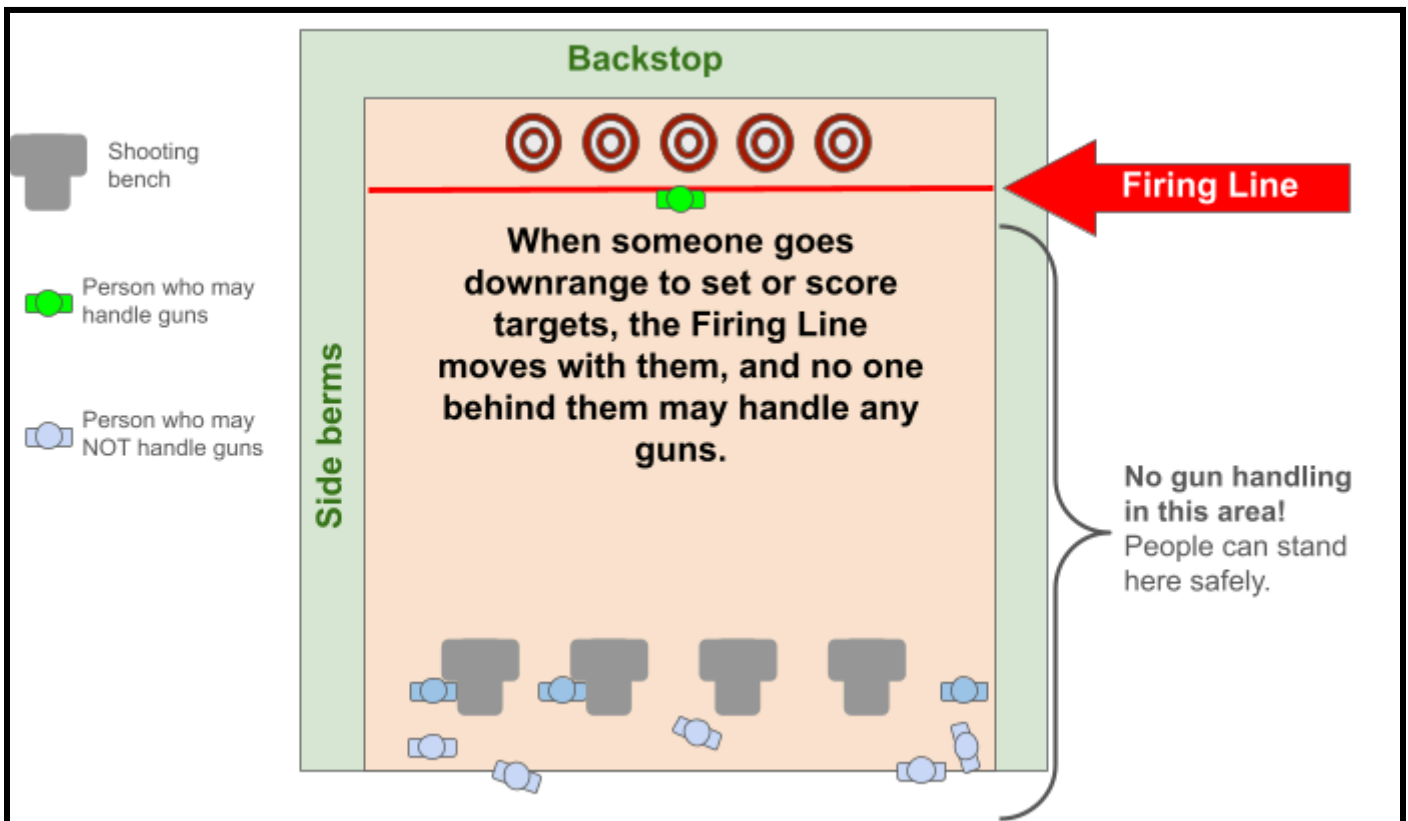
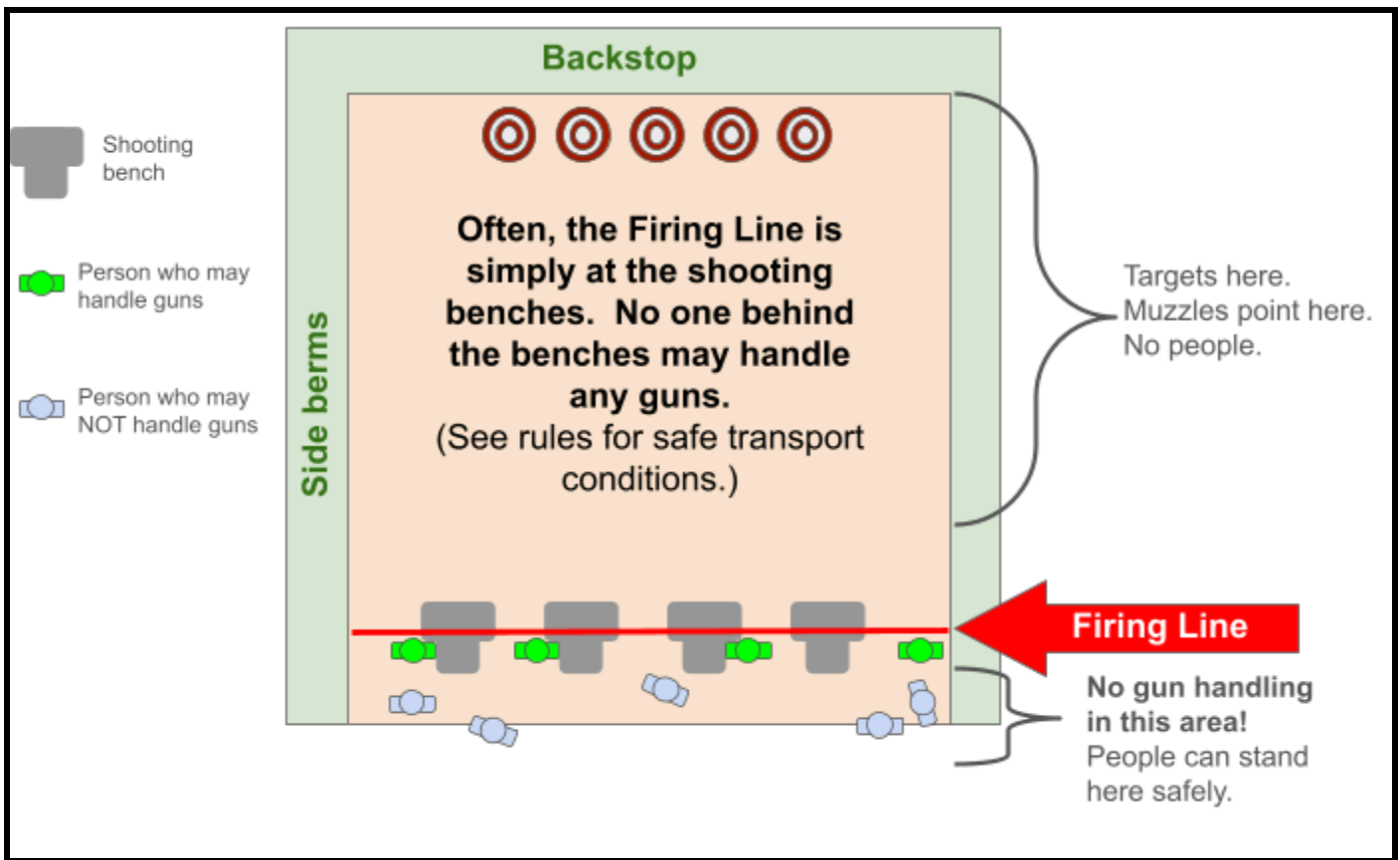
Notes from the Board of Directors on safety coordination at shooting ranges...

It's not enough to merely handle guns safely at the range as an individual (that is, to simply keep the muzzle pointed in a safe direction and call it good). In order to be safe places to shoot, ranges need to go beyond individual safety and use group coordination rules, such as establishing a Firing Line. You may have lots of experience safely handling guns, but it's important to familiarize yourself with and follow the coordination rules we use at the range, because you could easily violate safety rules that go beyond the primary rules of gun safety. The coordination rules you'll see here are very similar to many other well-developed civilian ranges around the country, and we have done our best to reduce unnecessary restrictions wherever we can while maintaining a very safe facility.

2. Consumption of alcohol, marijuana, or mind-altering substances before using or while on DCSC property is strictly prohibited.
 - a. Any activity that causes alcohol containers to be left at the range, including in trash containers, is a violation of DCSC policy, even if violator(s) claim no alcohol was consumed.
3. "Unloaded" means a firearm is in the following condition:
 - a. Empty chamber
 - b. Empty magazine well, if it accepts detachable magazines
 - c. Empty tubular magazine, internal box magazine, or cylinder (or any other feeding mechanism)
 - d. Other non-feeding attached ammunition containers, such as "side-saddle" or stock band shell holders or magazine-containing forward grips, may contain ammunition or magazines.

4. The “Firing Line” is a movable, invisible line across each range bay where guns may be handled, loaded, and fired. There is always one Firing Line and only one Firing Line per range bay.
- The Firing Line:
 - Is parallel to the backstop
 - Is generally perpendicular to the side berms
 - Passes through the forward-most person on the bay, or is even with the front of any provided shooting benches (whichever is further downrange).
 - Behind the firing line, no guns may be touched, handled, removed from a case or holster, or fired. The only guns that may be moved behind the firing line are in the following Safe Transport Condition:
 - in a case, holster, or scabbard which covers the trigger guard, or
 - in a rack or mobile gun cart, unloaded, with the action open or a chamber flag installed, or
 - being carried between the firing line and an appropriate case or rack, unloaded, with the action open or a chamber flag installed and the muzzle pointed straight up, or
 - a rifle slung as described below.





Notes on the Firing Line

What should you do if you want to pick up your unloaded rifle from a shooting bench and leave while people are down range setting targets? The only acceptable answer at a shooting range is to wait for the other shooters to return to the shooting benches. Never handle any guns while people are down range, even if you think they're unloaded and all you want to do is put them in a case.

Gun cases are great! We strongly encourage you to bring guns to the range in cases - it eliminates many of the safety hazards of transporting guns to and from the Firing Line (not to mention to and from the DCSC).

However, if you need to transport guns to the DCSC outside of a case or holster, here are some tips: Leave home with all actions open, and chamber flags installed if you have them. When you arrive at the range, you'll need to get the gun out of the vehicle before you can point it muzzle up (in the Safe Transport Condition). So, make sure no one is going to be swept by the muzzle as you remove it from the vehicle - you get no exemptions from safe Muzzle Direction because you brought your guns without a case. You may need to move the vehicle to a different part of the parking lot to take the gun out of the vehicle safely. Then, as you approach the range bay, take note of whether people are down range - if they are, you're going to have to stand there and hold the gun with the muzzle pointed straight up until the shooters come back to where you are (e.g. the shooting benches), or until you go down range and join them on a down range Firing Line. Again, cases fixes most of these issues, and we highly recommend using cases at the DCSC.

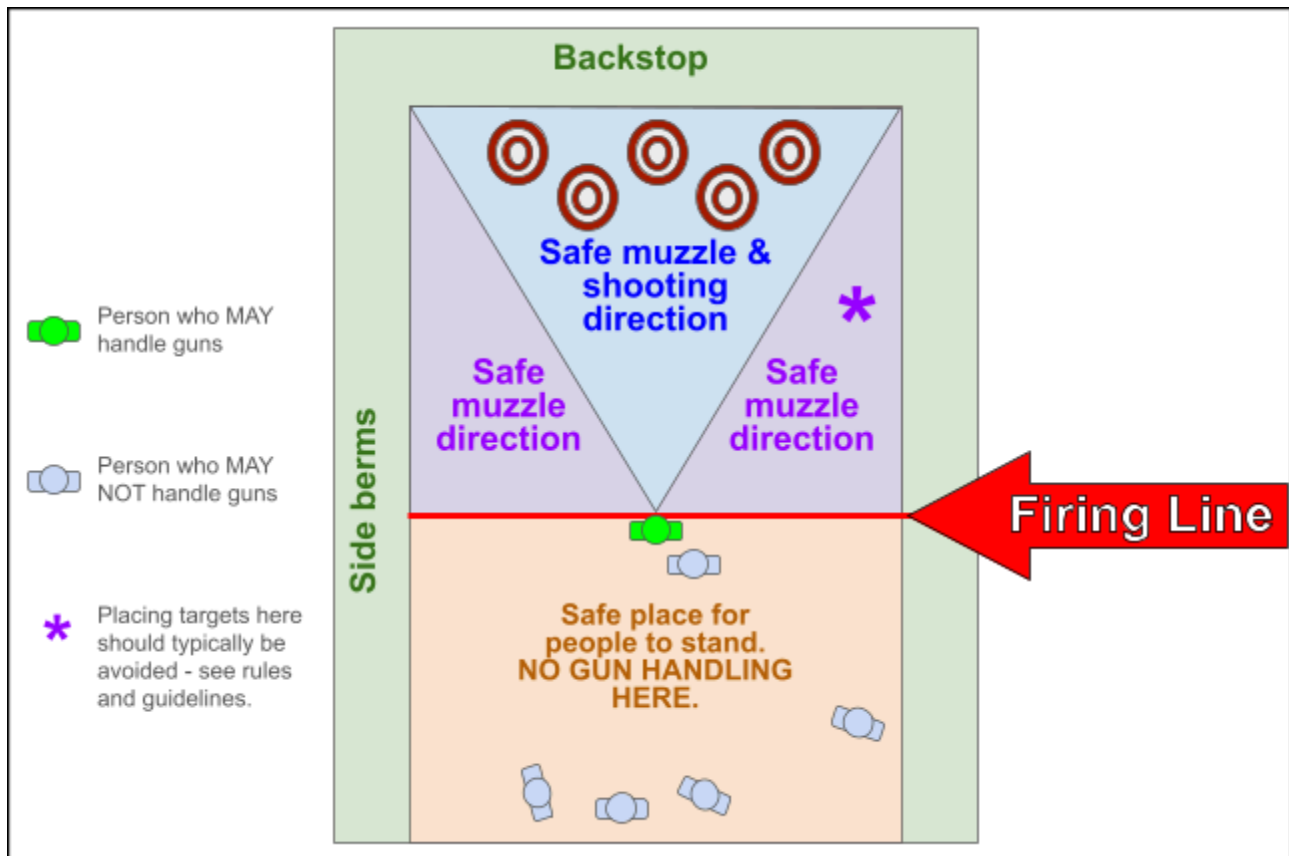
5. All firearms must be in compliance with the following conditions:
 - a. On the firing line: When not being actively handled or holstered, all guns must be unloaded and the action must be open or a chamber flag must be installed; or, they must be contained in a case or holster which fully covers the trigger guard.
 - b. Off the firing line, outside of a Safety Area: All guns must be cased or holstered in a holster that covers the trigger guard, or in the safe transport condition described above.
 - c. In a safety area: Assembled firearms that are capable of firing must be unloaded, and always pointed in a safe direction.
 - d. In buildings or other specialized range facilities (such as the classroom or Liberty Center): All guns must be in compliance with that facility's rules.

Notes on firearm condition

In Montana, most people are permitted to carry loaded firearms in most places, and the DCSC is no exception. However, it's *extremely important* that loaded guns only come out of holsters and cases *on a Firing Line*, meaning that you are on a range bay and *no one* is down range of you. NEVER remove a loaded firearm from a case or holster in other places like in your vehicle, in a parking lot, in the bathroom, etc.

Also, please note that while legal carry of firearms is permitted at the range in general, organized events such as shooting matches can and virtually always do prohibit loaded guns from arriving at the event, and will likely be operated under some form of "Cold Range" rules. Make sure to check the rules of any organized events before you attend, and assume that organized events require all guns to be unloaded when they arrive.

6. All firearms being handled on the firing line must be pointed forward of the firing line only, and never over the backstop or side berms, except for:
 - a. Firearms being carried with the muzzle pointing straight up and the action open or a chamber flag installed
 - b. Shotguns at the shotgun area while shooting at aerial targets.
 - c. Slung as described below.



7. Rifles on slings: As long as the action is not manipulated by the user while slung, rifles on slings may be: transported with the muzzle down, such that the muzzle points within 1 yard of the user's feet; or transported with the muzzle up, with the muzzle direction high enough to never point at any person.
 - a. All rules of gun safety apply to slung rifles. Never allow the muzzle to sweep another person while slung.
 - b. Rifles may only be slung in a loaded condition on the firing line, just like all other guns outside of a case or holster.
 - c. Away from the firing line, a slung rifle must be unloaded, and it must have its action open or a chamber flag installed.
 - d. Slung rifles may not be transported into buildings, including bathrooms - they may be slung only outdoors.
 - e. To transfer a rifle slung muzzle-down into a case, rack, or the muzzle-up transport condition, the rifle must be on the firing line or in a Safety Area.
 - f. No provisions for slung rifles apply to handguns.

Notes on slung rifles

In short, rifles on slings need to be pointed more or less straight down or up. Never do anything with the action of the rifle while slung behind the Firing Line - really, nothing at all. Pay special attention to your muzzle direction if you have to do something like kneel down to retrieve something from the ground! The muzzle doesn't need to merely be pointed in a "safe direction" - it needs to be in the exact same position it was in when you were standing up straight (essentially straight up or down). Also, if you need to case a slung rifle, go to a Safety Area or a Firing Line with your case - don't put the rifle in a case behind the line with other shooters forward of you.

We understand that holstered pistols and slung rifles will occasionally point at the user's toes, etc. - we consider guns in appropriate slung and holstered conditions to be "inert" with regards to your own body. However, the gun is NOT considered inert with respect to *other peoples' bodies*, and you must NEVER allow the muzzle of a rifle to sweep any other range user while slung.

8. When a sanctioned event is taking place, all range users must comply with that event's safe handling and transport rules when on range bays in use for that event.
9. Elevation of all fire must be kept below the top of the berms and the top of the target backers.
 - a. Shotguns being fired in the shotgun area are exempt from this policy. When firing any other guns, or shotguns in any other location, the level of fire must be below the tops of the berms and backers.
10. If four or more shooters are using one bay, one person must actively serve as a Range Officer.

- a. Range Officers are tasked with coordinating fire and cease-fire, and ensuring that the gun handling policy is followed - see section 3 above.
- 11. Climbing or traversing the safety berms is strictly prohibited.
- 12. Dry firing is only allowed with firearms pointed downrange and only from firing points where loaded firearms may be used, or in Safety Areas in a safe direction.
 - a. Dry firing inside buildings such as the Liberty Center and classroom building is prohibited.
 - b. Dry firing, like all gun handling, is prohibited in places like parking lots and bathrooms.

Membership, Guests, & Events

1. Members must be in good standing, including having paid the dues required for the current membership year and their membership type, and having completed the annual Safety Orientation Program for the current membership year.
 - a. All members, including annual, life, linked, dependent, spouse, and any other membership types, are required to complete the Safety Orientation Program to access the range.
2. No person is allowed onto the DCSC property unless that person is a member, except when:
 - a. The person is a guest under this guest policy, or
 - b. The person is attending an approved events, or
 - c. The person has approval by the Board of Directors.
3. Members at least 21 years old may bring up to two guests at a time, but must directly accompany and effectively supervise any guests.
 - a. Each guest may be a guest at the range up to two times within the period of one year.
 - b. Guests who choose not to shoot are still considered to be guests, require effective supervision, and count toward the guest limitations.
 - c. Guests are encouraged but not required to complete the Safety Orientation program in advance of accessing the range.
4. Guests are subject to the limitations on the number and frequency, except:
 - a. Immediate family members of the WMFGA member who live in the same home may exceed the number and frequency limits for guests.
 - b. Other children under age 18 may exceed only the frequency limit for guests.

Who can I bring to the range?

We don't make limitations about *who* you can bring as your guest. However, some people you may bring outside of the constraints of the guest policy:

Your spouse and any age children or grandchildren living at home with you may accompany you to the range without counting against the number of guests on the day you bring them, and they may come with you any number of times within a year. That does not make them a member who may access the range without you, unless they have their own "Linked" membership, i.e. "spouse" membership. Any kids under 18 years old may also accompany you as many times as you wish, although you're still limited to 2 guests for these kids.

Anyone who doesn't fall into these categories and who would like to access the range with you more than twice per year is encouraged to get their own membership.

5. Members are responsible for their guests' full compliance with the Range Rules and safe gun handling.
 - a. All youth under 16 years of age must be accompanied and directly supervised by an adult.

Special considerations about supervising kids at the range

Make sure kids understand and stay behind the firing lines at all times when not shooting - that is, don't have non-shooting kids stand parallel with people who are actively shooting.

Make sure kids never climb on the safety berms - this is particularly tempting for kids.

Kids should be wearing eye and ear protection on any active range bay, even when they're not shooting.

Be aware of distractions that can cause kids to lose focus on the safety rules, both while shooting and while watching. For example, hearing commentary from siblings or catching a piece of hot brass in their clothing can distract any shooter from the 180 Rule at the firing line; and objects being blown downrange by the wind or animals running downrange can distract kids from staying behind the firing line when not shooting. Be wary of these and other distractions.

Kids are vastly more susceptible to lead exposure than adults - on the order of dozens of times more susceptible. Special lead removing soap for use with cold water is available in all range bathrooms for when you're done shooting, and is much more effective than regular soap and water. Watch out for potential sources of hand-to-mouth lead contamination.

6. Members may never share access codes, membership credentials, or keycards with anyone, including guests.
7. The gate must remain closed and locked upon every entrance and exit from the range, except for approved events.
8. The DCSC is open for outdoor shooting only during daylight hours except for approved events. Daylight hours are defined as between sunrise to sunset.

"Daylight Hours" and "Sunrise to Sunset"

Here, we mean the nominal sunrise to sunset times for Missoula's latitude and longitude - not the actual time of sunrise and sunset at the range, which is a very short window during much of the year considering the topography. These times are known as "geodetic sunrise/sunset". If you're looking for the official time of sunrise and sunset on a given day, see: <https://www.timeanddate.com/sun/usa/missoula>. We limit the hours of outdoor shooting at the DCSC as a courtesy to our neighbors and the surrounding community. The Board may approve certain nighttime events with appropriate sound limitations in place - see the Night Activity Policy.

9. Paid training, private or government qualifications, and commercial activities may not be conducted under this Guest Policy. All group range use must operate under the Event Policy, and Instructors must additionally operate under the Instruction Policy.

Notes about formal training activities

If you are seeking to operate paid training, qualification programs, or other group use that would fall under our Event Policy or Instruction Policy, you must obtain permission in advance. Please first review our Event Policy and Instruction Policy (each available in subsequent sections of this document), and then contact our Executive Director at info@wmfga.com to request permission to conduct training activities at the DCSC. We have many groups and trainers using our range, so permission is not guaranteed, and we may also request that you attend a meeting of our Board of Directors to introduce yourself. Please ensure that you are familiar with our existing policies in advance of contacting us - the first step in establishing a commercial or training relationship with the WMFGA is demonstrating that you can follow directions and respect the time of our administrators and directors.

Target Placement

1. Targets may not be placed directly on the ground.
2. User-provided target stands may be used only on 50-yard and shorter bays.
3. User-provided target stands must use the impact area of the bay as the primary backstop. The side berms may only be used as a backstop under the following conditions:
 - a. The range user desires to shoot at an array of multiple targets,
 - b. The targets cannot be arranged so that the bay's impact area is wide enough to accommodate all targets (while still meeting the user's training goals),
 - c. The most distant target is justified to the back of the bay, AND
 - d. The tops of the targets are mounted no higher than the level of any gun being fired at them.

Notes on the angle of fire and angle to targets

It's a best practice to use the backstop as a backstop, rather than the side berms. If an exercise or course you'd like to practice requires shooting at wide angles, make sure you first align the course to the back of the bay to minimize risk using the side berms for impact areas, and ensure that targets are placed safely against the side berms and low to the ground to minimize ricochet hazards. Never place targets where the muzzle has to be pointed even slightly behind the firing line to shoot them - see the Firing Line rules, and always adhere to the "180 Rule" in common use.

4. On bays longer than 50 yards (bays 100A, 100B, 100C, 100D, 300A, and 300B), use only the provided target backers. User-provided target stands are not allowed.
5. Never move the provided target backers.
 - a. Under no circumstances may targets be placed closer than 100 yards on the 300-yard bays, or closer than 25 yards on the 100-yard bays.

Notes on target backers

The provided backers are set at prescribed distances. To shoot at closer target backers, use a shorter bay.

There can be ricochet hazards from bullets hitting the ground when shooting at close targets. Just use the provided target backers on the long bays, as this rule requires, and you will greatly reduce ricochet hazards.

Avoid shooting across a range if you're shooting at only a single target. It's best to move your shooting position to be in line with the target you intend to shoot.

6. Deviations from the Target Placement policy may be granted by the Board of Directors for approved events.

Range Stewardship

1. Breakable targets may not be used, except for clay pigeons.
2. Range users must dispose of all trash generated by their range use.
 - a. Expended brass, including cases made of aluminum or steel, may be left on the ground. All other trash, such as cans, targets, boxes, and shotshells, must be placed in a trash receptacle or removed from the range.
 - b. Targets should be removed from DCSC target backers when shooting is completed.

Notes about trash, brass, and targets

Never bring trash out on the range and shoot at it! This can result in the loss of your membership.

Expended cases (made of brass or other metals) can be considered gravel on the bay, and it's fine for you to leave expended cases on the ground at the DCSC. However, we ask that you pick up nonmetallic cases, like empty shotgun hulls, which will disintegrate on the bay over time and make a mess.

You might be surprised to learn that bullets passing through deep layers of paper can start a fire, and indeed have done so at the DCSC, so it's important to remove your spent targets when you're finished. If they don't start a fire, they can also get wet or blow off the backers, becoming litter.

3. Targets depicting real, identifiable people are prohibited.
4. Shooting at any wildlife is prohibited.
 - a. Wildlife animals at the range are not targets. This applies to unregulated animals, as well as to game animals, even with a tag and within the animal's legal hunting season.
5. Explosive or pyrotechnic targets are prohibited.
6. Explosive or incendiary ammunition, including tracers, are prohibited.

Notes on fire starters

If you've ever seen incendiary ammo or tracers impact targets at night, you know what kind of fire hazard they represent. Dry brush and wood can be found around the edges of the range in all seasons - never bring anything explosive or pyrotechnic to the range.

7. Shot from shotguns may not be used on the wooden target backers provided by the DCSC.
 - a. A target stand for mounting patterning targets for birdshot is provided at the shotgun area.
 - b. A target stand for mounting patterning targets for buckshot is provided at the tactical shotgun bay.
 - c. Sight-in using slugs is permitted on the target backers.
8. Overnight camping is not permitted at the range, except for during approved events by event participants.

Enforcement & Identification

1. Violation of any rule, vandalism, or any unsafe activity are grounds for membership revocation.
 - a. Any officer or director of the WMFGA may suspend the membership of a person found in violation of the policies of the DCSC and may ask the violator to leave the DCSC while the violation is reviewed by the Board of Directors.
2. All members are authorized to enforce these range rules. Please report violations to anyone named in the “DCSC Contacts” section of this document, anyone named on the entrance gate, or any BoD member.

Notes on enforcing range rules

We rely on our members to enforce our range rules and keep the range safe for all users. However, if you're not comfortable with an enforcement situation you encounter, we're not asking you to directly approach range rule violators (although you're not prohibited from doing so). It's perfectly acceptable to contact one of the contact persons listed in this document or on the range gate - contact information is listed in the “DCSC Contacts” section of this document.

3. Members must have credentials in possession to use the DCSC.
 - a. Proof of membership, as well as a photo ID, must be shown to any WMFGA member upon request.
 - b. A blank range gate keycard is not considered proof of membership.
4. Relinquishing membership credentials, access credentials, or access codes to another person in order for them to access the range is grounds for revocation of membership.

Facility-Specific Policies

Liberty Center

No handling of firearms is allowed inside the Liberty Center except for instances specifically approved by the WMFGA Board. In general, handling firearms is prohibited.

Access to the Liberty Center is currently restricted to approved groups and organized events. Approved groups may only use the Liberty Center during scheduled dates and times.

Currently, the only shooting activities permitted in the Liberty Center are archery, air rifle, and air pistol shooting. In the upstairs shooting area, only competition-specific air guns may be used, which shoot projectiles at under 600 feet per second.

The WMFGA is still finishing this building, and is working on how ad hoc use by members will be handled. Please be mindful of construction activities and keep away from construction equipment and operations.

Classroom Building

No handling of firearms is allowed inside the classroom building except for specific instances approved by the WMFGA Board. In general, handling firearms is prohibited. Instructors may make additional, more stringent safety standards and requirements for their courses.

Access to the classroom is restricted to the specific dates and times of organized events which have been scheduled in advance with the WMFGA.

Youth Shooting (Rimfire) Bay

Youth 14 and under have priority on this bay. Among youth shooters, first come, first served.

Only .22LR or lower-energy calibers may be used on this bay, including air- or spring-powered pellet guns. No centerfire calibers are allowed.

Use of eye protection is required by all shooters and spectators, youth and adult.

All youth shooters must be directly and constantly supervised by a responsible adult.

Any provided steel targets must be shot from the shooting benches or at that distance.

Please immediately report any vandalism found on this bay. Any acts of vandalism on this bay, such as damaging provided youth targets by shooting them with centerfire cartridges will result in revocation of the vandal's membership.

Archery Bay

Absolutely no broadheads may be shot at the provided target backers. Use only target and field points on the provided targets.

You may provide your own targets for shooting broadheads. If you provide your own targets, they must be placed beside the provided targets - not in front of them.

No drawing of a bow if anyone is downrange.

Nocked arrows must be pointed in a safe direction at all times. No sky drawing - the bow must be parallel to the ground when drawn.

Archers must maintain a firing line like with firearms - all archers must shoot from the same shooting line.

Shotgun Area

Only shotguns may be handled in the shotgun area.

Absolutely no projectiles larger than #6 birdshot may be used, handled, loaded, or fired in the Shotgun Area.

Always wear eye and ear protection while shooting or while near the firing line.

Patterning boards here are for birdshot only - for patterning buckshot or other projectiles, please use the Tactical Shotgun Bay.

Pick up all trash near the firing line, including empty hulls, when you are finished.

Read and understand all instructions before operating the trap throwers. Only commercially-available clay pigeons are approved for use in the thrower. Do not leave trap cocked and unattended. Never attempt to make any adjustments to trap when the arm is cocked.

Tactical Shotgun Bay

Bay 25I, on the west end of the range, has been designated as the Tactical Shotgun bay, where buckshot may be patterned. This function of the bay is under development.

300-Yard Bays

Do not move the target backers, and do not use your own target stands or backers - only use the provided target backers, where they are.

Full-auto fire is allowed on the 300-yard bays only using a bipod or tripod.

100-Yard Bays

Do not move the target backers, and do not use your own target stands or backers - only use the provided target backers, where they are.

1000-Yard Range

The WMFGA has partnered with the Mineral County Shooting Sports Association (MCSSA) to provide access to the MCSSA 1000-yard range to WMFGA members. This range, located near Superior, will have a covered shooting position and target backers at 200, 400, 600, 800, and 1000 yards. That range is currently under construction.

WMFGA members will be permitted to access and use this facility. However, be respectful of this shared facility, and be cooperative with other range users, MCSSA members, and administrators of that range.

The MCSSA will establish standards for the use of their facility. In addition to following the MCSSA's standards, WMFGA members must have their WMFGA membership card in their possession when using the MCSSA facility.

Event Policy

Revised August, 2020

The purpose of this policy is to establish a method by which community groups which desire to use the facilities at the Deer Creek Shooting Center (DCSC) can be accommodated, without unnecessarily inconveniencing or costing the Association or its members.

Community groups of people who are not members of the Association may be granted permission to use certain specified facilities at the DCSC, by the Association President if the group agrees to comply with the following conditions:

- 1) Staff as Association members.** At least one, or perhaps more, of the staff or cadre of the group must be or become Individual Range members of the Association, with full individual membership privileges and DCSC usage associated with that individual membership. We specifically ask that the person physically in charge of any visiting group be an Association member. We will welcome the membership of any other staff and/or members of the group who should choose to become members, and thereby derive the full benefits of membership, which includes full use of the DCSC facilities at any time.
- 2) Specified groups, times and dates.** The Association members of staff or cadre will be able to take specified groups of Association nonmembers to the DCSC for firing exercises on the dates specified, and all group range usage will be on dates and at times and using facilities mutually agreeable to the group leaders and the Association.
- 3) Range rules.** The staff or cadre and group members will agree to comply with and enforce the posted safety rules for DCSC usage.
- 4) Liability; hold harmless; assumption of risk.** On behalf of the Association nonmember guests, the requesting entity and its guest group members will agree to hold the Association harmless for injuries or liability arising out of the group's use of Association DCSC facilities. The requesting entity and its guest group members must be willing to assume any and all risk associated with guest group members usage of the range. All guests associated with group use must sign a liability waiver form provided by the Association.
- 5) Litter.** The group using the range facility must agree to pick up and dispose of all litter created by such group use of the DCSC.
- 6) Work projects.** The group using the DCSC will be invited to attend any work projects scheduled at the DCSC, understanding in advance that group members may not be able to attend and assist with work projects.
- 7) Delegate to business meetings.** Should the using group become a regular DCSC user (twice or more per year), the group will make its best attempt to have an Association member group leader attend the monthly business meetings of the Association, to provide a liaison between the group and the Association.
- 8) Association Safety Orientation Program.** Any group using the DCSC must assure the Association that every person to be included in the group use has completed the Safety Orientation Program prior to such group use.

Instruction Policy

Revised May, 2020

1. Priority. The DCSC is owned by the members of the WMFGA. Therefore WMFGA members must be allowed first priority for access to any classes conducted there.

2. Instructors must be members. Only approved instructors who are current WMFGA members and have completed the WMFGA online Safety Orientation Program may reserve space or conduct firearm classes at the DCSC.

3. Safety rules. If there is any conflict between firearm safety rules offered or prescribed by an instructor's certifying authority and the WMFGA Range Rules for the DCSC, the WMFGA Rules will prevail. In the event of any such conflict, an instructor must defer to and instruct the WMFGA Rule.

4. Observation of instruction. Any firearm instructor using the DCSC must allow a WMFGA observer to monitor any or all parts of the instructor's instruction, including the WMFGA Safety Supervisor or any other person designated by the WMFGA.

5. WMFGA SOP for students. Any firearm instructor using the DCSC for firearms instruction must assure and certify to the WMFGA that all students in a class have completed the WMFGA online Safety Orientation Program.

6. Class staffing density. It is our policy that one instructor or instructional staff person cannot adequately supervise more than four students on a firing line at one time, unless those students have all previously graduated from a class by that instructor. If students have all previously graduated from a class by that instructor (not just any class), one instructor or instructional staff person cannot adequately supervise more than ten students a firing line at one time.

7. Liability release. Any firearms instructor who uses the DCSC for instruction must insure that all of the instructor's students have completed the WMFGA liability waiver, assumption of risk, and hold harmless agreement as provided by the WMFGA. It will be the responsibility of the instructor to provide to WMFGA via email a single scanned .pdf file a copy of student liability releases immediately following each specific class or training.

8. Insurance. Any firearms instructor who uses the DCSC must provide the WMFGA with proof of insurance naming the WMFGA as an additional insured in the amount of \$500,000 per occurrence and \$1 million aggregate. An approved instructor must keep that policy current and in effect for any use of the DCSC for instruction.

9. Exceptions. Exceptions to paragraphs 1, 3, and 6 may be made by the WMFGA President or Safety Supervisor for law enforcement, military, or hunter education.

Night Activity Policy

Revised Feb. 2025

The DCSC's outdoor range bays are not open for general member shooting during non-daylight hours, per the Range Use Policies. However, some activities are permitted outside of daylight hours, including certain outdoor shooting activities under certain conditions. This policy defines non-daylight hours range use.

Note that in the guidelines set forth in the Range Use Policies, daylight hours (and therefore the period when general outdoor shooting is allowed) are defined as nominal sunrise to sunset for Missoula's latitude and longitude. This is also called "geodetic sunrise/sunset", and is irrespective of the topography at the range itself. See the Range Use Policies and guidelines for more details.

For general use by members, outdoor shooting is only permitted during daylight hours. However, members are allowed to be on the property for regular use up to one hour before sunrise and one hour after sunset. This time is intended for setting up or packing up gear, placing or removing targets, cleaning up, and similar activities. The range may also be used during this time for non-shooting activities related to shooting sports such as biathlon skiing and other exercise training, etc. Any activities beyond this timeframe require prior approval from the Board of Directors.

Indoor events in the Liberty Center and in the classroom building at the west end of the range are not constrained by the outdoor shooting hours, and those buildings are considered "open" whenever scheduled activities are happening in those buildings. Access to the range and the DCSC property for the purpose of traveling to and from these buildings for scheduled activities is always permitted.

Permitted Outdoor Night Events

All outdoor shooting during non-daylight hours must be a group "Event" operating under our Event Policy (in addition to operating under all safety standards set out in the Range Use Policies). Please see the Event Policy for more information about events. In general, this means that a Board-approved entity (group, club, instructor, etc.) must be operating an approved group activity with established and approved safety protocols in place, an event-specific liability waiver that properly protects the WMFGA and DCSC must be signed by all participants or their legal guardian, and the use must be scheduled in advance with the WMFGA. This precludes night activities by lone individuals - night events are group activities only. Again, these details are reiterated from the Event Policy - see that policy for full details.

As with daytime events, all shooting must happen under the supervision of a Range Officer who is not shooting while serving as the Range Officer. The Range Officer is the person who is responsible for ensuring that all safety rules, DCSC Range Use Policies, and safety protocols specific to that night event are being followed at all times. Only one Range Officer at a time will have control of each range bay in use for the night event. Any participant may be designated as the Range Officer unless the event organizers specify certain requirements or specific people as Range Officers, and the person who is serving as the Range Officer may change at any time, as long as control of the range is maintained.

Also as with daytime events, night events must operate under cold range rules. In this case, “cold range rules” means that all visible firearms, and all firearms that are intended to be used for the night event, must be fully unloaded, including an empty magazine well if they accept detachable magazines, at all times, except for the firearm being handled by the current shooter, under the supervision of the Range Officer and at the command of the Range Officer. (See the Range Use Policies for a more complete description of our understanding of “unloaded”.) That single shooter may only be released from the supervision of the Range Officer when it’s confirmed that the firearm they were handling is unloaded, and is also cased, holstered, slung according to DCSC slung rifle standards, or otherwise in compliance with the DCSC’s safe transport conditions.

Special Requirements for Night Events

In addition to the standard constraints on daytime events, night events must meet additional requirements:

All event organizers and participants must be WMFGA members unless an event is specifically authorized by the Board of Directors to be open to non-members.

Only one shooter may be shooting at a time on each bay being used for the night event. In other words, in the dark, we presume that the Range Officer will only supervise one person at a time. A “line of shooters”, or other simultaneous shooting by multiple people on the same bay, is not permitted in night events.

At least one event organizer must be familiar with nighttime shooting at the DCSC - that is, one person involved with administering the event must have been involved with approved night shooting at the DCSC in the past. If you have a group which would like to shoot at night and have no one in your group who has experience with night shooting at DCSC, please contact us for assistance.

In order to be a participant in a night event at the DCSC, a person must have been observed completing another organized shooting event by one of the night event organizers without safety errors. Therefore, no night event participants may be people completely unknown to the event organizers, or first-time shooters.

Each participant must be identified by personal lighting clearly visible to the naked eye from both front and back during the entire period when any gun handling or shooting might occur; with the exception that shooters using night vision devices may elect to extinguish their front-facing light while actively shooting if it interferes with their night vision equipment.

The WMFGA will require night events to use specific bays. Currently, bays 100B and 100C are the default bays approved for use for night events, and any deviation from those bays must be specifically approved.

The WMFGA will require some degree of sound suppression for night events. Night events must comply with the following guidelines for all shooting after 8:00pm:

- Centerfire rifles firing rifle calibers: must use an effective suppressor.

- Pistol caliber carbines, and standard rifle calibers using subsonic ammunition: may be used without suppressors.
- Centerfire pistols without compensators: 9mm, .45ACP, and calibers expected to produce less noise than those (e.g. .380 Auto, .38 Special, etc.) may be used without suppressors. Calibers expected to produce more noise than 9mm and .45ACP must use suppressors - for example, 10mm Auto, .44 Magnum, .357 Magnum, .40 S&W, etc. would need to use suppressors.
- All .22LR firearms: may be used without suppressors.
- Shotguns: Non-magnum shells may be used without suppressors; magnum shells must use suppressors.
- Any firearms firing intermediate calibers not covered above such as 5.7x28mm, .22 Magnum, .17HMR etc. must use suppressors.
- Note that these requirements may change as more data about sound levels become available.

Organizers of any approved night event are, by default, also approved to move target backers as needed and to place the group's own target stands in safe locations on the range, so long as the range is returned to its original condition at the end of the event.

No downrange barricades which limit the ability to see downrange shooters may be erected between the most uprange firing line and the most distant target that requires scoring, taping, painting, or other regular access. In other words, no vision-limiting barriers may be placed at any downrange position where participants might become obscured during the regular operation of the course or exercise.

All night event participants must be present for an initial briefing conducted by the event organizer(s). Only people who were present for that briefing may handle guns or shoot - organizers must choose whether to reject late shooters, or wait for them to arrive before starting the briefing. The briefing, at minimum, should include:

- A recognition that all standard DCSC safety protocols are in place, and discussion of any specific safety issues that might come up or have recently come up.
- A description of emergency procedures, and identification of any people with medical training and equipment.
- If anyone who is new to that particular night event series is present, the briefing will also include a description of night-specific procedures that must be followed, such as use of identification lighting.

A description of the group's intention to follow the above safety standards, and any additional safety protocols they intend to use that go beyond these standards and the DCSC Range Use Policies (that is, additional, higher standards - not requests for exceptions to the DCSC Range Use Policies), must be submitted to the WMFGA Board of Directors or DCSC Safety Supervisor in advance of the event or event series being approved. Please contact us if you'd like a sample document that can be used and adapted as a description of night safety procedures.